



DUROFIX™

Manufacturers of Precision & Power



◆ U.S.A.

Durofix Inc.

9168 Pittsburgh Ave.
Rancho Cucamonga, CA 91730
USA
Tel: +1 (909) 980-3323
Fax: +1 (909) 980-8822
E-mail: info@durofix.com

◆ TAIWAN

Mobiletron Electronics Co., Ltd.

No. 85, Sec. 4, Chung-Ching Rd.,
Ta-Ya District, Taichung City, 428
Taiwan
Tel: +886-(0)4-25683403
Fax: +886-(0)4-25669925
E-mail: info@durofix.com.tw

◆ EUROPE

Mobiletron UK Ltd.

Unit 80 Roman Way, Roman Way Ind Est., Longridge Road
Preston, Lancashire, PR2 5BE
United Kingdom
Tel: +44-(0)1772-693780
Fax: +44-(0)1772-693790
E-mail: info@durofix.co.uk

◆ CHINA

Mobiletron Electronics (Ningbo) Co., Ltd.

C6, Zone A, Far East Industry City
Yuyao, Zhejiang, 315400
China
Tel: +86-(0)574-62760669
Fax: +86-(0)574-62700583
E-mail: durofix@ningbo.more.com.tw

PRO-ASSEMBLY SERIES

SOLUTION

FOR ASSEMBLY WORKS

CONTROL+MOTOR ALL-IN-ONE DESIGN

✓ HIGH PERFORMANCE WITH AIO MOTOR



ASSEMBLY PROCESSES OPTIMISATION

No cables, air hoses or compressors to get in the way

HIGH ACCURACY REPEATABILITY

Auto shut-off mechanisms ensure accuracy and precision every time.

LONGER LIFESPAN & BETTER ENERGY EFFICIENCY

Lithium-ion batteries and brushless motors get the job done





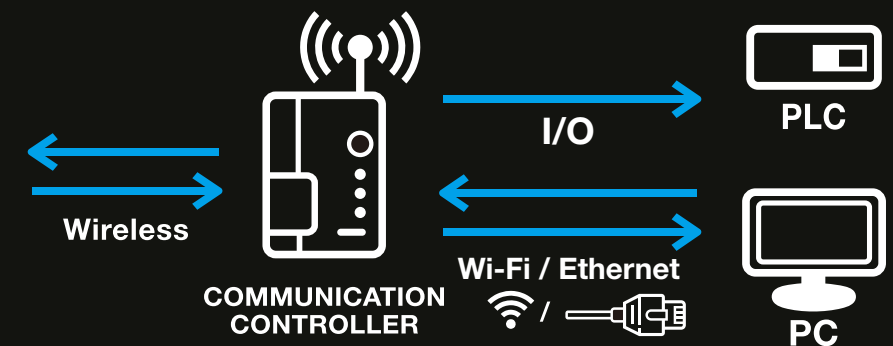
Wireless

PRO-ASSEMBLY WIRELESS DATA COMM


Pro-Assembly Wireless Data Comm. allow plant manager to remotely control and monitor devices through the wireless receiver/communication controller (DR001, DR002, sold separately) connected to the existing PLC system or PC. The tool can store up to 1,000 joint rundowns which can be downloaded wireless in bulk at the end of the day or accessed in real time via the PLC system or PC.

DESIGNED for VERSATILITY

Wireless



WINDOWS APP SYSTEM GO WIRELESS



WINDOWS APP

Windows App Features:

- Remotely fine tune torque and other settings for more precise applications (Max speed / duty, operation cycle & rotation, turns, screw runtime)
- Record torque settings pattern
- Real-time monitoring of up to 10 tools at job site
- Collect all fastening data in the assembly process

Wireless Receiver Features:

- Wireless connection with Pro-Assembly tool
- Compatible with plant PLC system
- Collect fastening data in assembly process directly to PLC

RV2054 - 20V BRUSHLESS TRANSDUCERIZED PRECISION TOOL



EPS (Electro-Pulse System)

- Reducing average reaction force experienced by the operator **Up to 30%**
- Allowing for one-handed operation in certain situations with less strain placed on the use



RV2054-WR8 / RV2054-WR18



RV2054-3-WR8 / RV2054-3-WR18 / RV2054-3-WR24

FEATURES

- Brushless Motor - Energy saving, higher efficient and longer life-span
- Auto shut-off when torque reaches the set value
- Low maintenance costs due to long service life
- Reduces life-cycle costs due to wear-free components
- Improved ergonomics, lightweight and reaction force with Li-ion compact battery for fatigue-free working
- Battery indicator

SPECIFICATION

Model No.	RV2054-WR8	RV2054-WR18
Voltage	20V	
Drive	1/4" Hex Shank	
Programmable Speed	50-1,200 rpm	50-800 rpm
Torque Range	1-8 Nm	3-18 Nm
Weight (w/o battery pack)	1.00 kg (2.20 lbs)	
Dimension (LxWxH)	212 x 78 x 256 mm	

Model No.	RV2054-3-WR8	RV2054-3-WR18	RV2054-3-WR24
Voltage	20V		
Drive	3/8" Square		
Programmable Speed	50-1,200 rpm	50-800 rpm	50-600 rpm
Torque Range	1-8 Nm	3-18 Nm	6-24 Nm
Weight (w/o battery pack)	1.00 kg (2.20 lbs)		
Dimension (LxWxH)	212 x 78 x 256 mm		

EPS

BLDC MOTOR

Wireless

RV2052 - 20V BRUSHLESS TRANSDUCERIZED PRECISION TOOL



RV2052-WR8 / RV2052-WR18 / RV2052-WR24



RV2052-3-WR18 / RV2052-3-WR24

FEATURES

- Brushless Motor - Energy saving, higher efficient and longer life-span
- Auto shut-off when torque reaches the set value
- Low maintenance costs due to long service life
- Reduces life-cycle costs due to wear-free components
- Improved ergonomics, lightweight and reaction force with Li-ion compact battery for fatigue-free working
- Battery indicator

SPECIFICATION

Model No.	RV2052-WR8	RV2052-WR18	RV2052-WR24
Voltage	20V		
Drive	1/4" Hex Shank		
Programmable Speed	50-1,200 rpm	50-800 rpm	50-600 rpm
Torque Range	1-8 Nm	3-18 Nm	6-24 Nm
Weight (w/o battery pack)	1.00 kg (2.20 lbs)		
Dimension (LxWxH)	202 x 78 x 236 mm		

Model No.	RV2052-3-WR18	RV2052-3-WR24
Voltage	20V	
Drive	3/8" Square	
Programmable Speed	50-800 rpm	50-600 rpm
Torque Range	3-18 Nm	6-24 Nm
Weight (w/o battery pack)	1.00 kg (2.20 lbs)	
Dimension (LxWxH)	202 x 78 x 236 mm	

BLDC MOTOR

Wireless

RV2053 - 20V BRUSHLESS TRANSDUCERIZED ANGLE PRECISION TOOL



FEATURES

- Brushless Motor - Energy saving, higher efficient and longer life-span
- EPS (Electro-Pulse System) Reducing the torque reaction during tightening
- Real-Time feedback by transducer control
- Collect all Fastening data in process
- LED indicator & Buzzer
- Precision & Accuracy
- Battery indicator

EPS

BLDC
MOTOR

Wireless



OLED DISPLAY & ONBOARD KEYPAD
Easy for programming tightening parameters

SPECIFICATION

Model Number	RV2053-WR45	RV2053-WR80	RV2053-WR120
Voltage	20V		
Drive	3/8" Square	1/2" Square	
Programmable Speed	20-200 RPM	20-130 RPM	20-100 RPM
Torque Range	8-45 Nm (5.9-33.2 ft-lbs)	12-80 Nm (8.85-59 ft-lbs)	40-120 Nm (29.5-88.5 ft-lbs)
Weight (w/o battery pack)	2,10 kg	2,24 kg	2.24 kg

RV2070 - 20V BRUSHLESS TORQUE MULTIPLIERS

BLDC
MOTOR

Wireless

FEATURES

- Integrated gearbox provides premium quality and accuracy
- Multi-function display module with cycle status alert and audible alarm offers instant feedback and easy setup
- 360° adjustable handle, with 6 mm threaded port for eye hooks or other tethering points, provides operator comfort, flexibility and safety options
- Standard or custom reaction arms available
- Optional wireless communication for process control with I/O and data collections.



SPECIFICATION

Model Number	RV2070-200	RV2070-860	RV2070-1620	RV2070-2160
Voltage	20V			
Drive Size	3/4"	3/4"	1"	1"
Torque Range (Nm)	26-208	144-864	270-1,620	540-2,160
Speed (rpm)	46	17	9	7
Length	338 mm	338 mm	370.5 mm	370.5 mm
Width	50 mm	70 mm	75 mm	75 mm
Weight (w/o battery pack)	3.15 kg	3.61 kg	5.18 kg	5.18 kg

RZ4014 - 40V BRUSHLESS OIL PULSE TOOL



RZ2013 - 20V BRUSHLESS OIL PULSE TOOL

BLDC
MOTOR

Wireless

FEATURES

- New oil-pulse system boosts heat dissipation and run time.
- Integrated pulse and motor design for faster, quieter, and smoother operation.
- Achieves precise torque with automatic stop.
- Smart press detection to reduce user error.
- Upgraded oil hydraulics lower the risk of leaks and wear.



SPECIFICATION

Model Number	RZ4014-WR90
Voltage	40V
Drive	1/2" Square
Programmable Speed	1,000-6,000 rpm
Torque Range*	55-90 Nm
Weight (w/o battery pack)	1.84 kg
Dimension (LxWxH)	274 mm x 78 mm x 256 mm

*Max Value at hard joint, under Lab. test environment.

BLDC
MOTOR

Wireless

FEATURES

- New oil-pulse system boosts heat dissipation and run time.
- Integrated pulse and motor design for faster, quieter, and smoother operation.
- Achieves precise torque with automatic stop.
- Smart press detection to reduce user error.
- Upgraded oil hydraulics lower the risk of leaks and wear.




SPECIFICATION

Model Number	RZ2013-D-WR30	RZ2013-3-WR40	RZ2013-3-WR50
Voltage	20V		
Drive	1/4" Hex Shank	3/8" Square	3/8" Square
Programmable Speed	1,500-6,000 rpm		
Torque Range*	12-30 Nm	15-40 Nm	35-50 Nm
Weight (w/o battery pack)	1.25 kg	1.20 kg	1.38 kg
Dimension (LxWxH)	190 x 77 x 239 mm	192 x 77 x 239 mm	210 x 77 x 239 mm

*Max Value at hard joint, under Lab. test environment.

DIGITAL TORQUE & ANGLE CONTROL SCREWDRIVER



FEATURES

- 5" LCD touch screen
- RS232C and Wi-Fi 6 Connection to PC & PLC (Modbus)
- 8,000 memory and available slot for memory expansion
- Transducerized tool for 10% accuracy & 3% repeatability
- Real time graphing for fastening analysis
- 15 presets & 15 jobs setting
- TC/AM or AC/TM mode for torque and angle control
- Statistic data analysis on PC software



SPECIFICATION

BLDC
MOTOR



Model Number	MV4082-7
Input Voltage	DC40V
Torque	1-7 Nm / 10-71 kgf-cm / 8.9-62 in-lbs
Programmable Speed	50-670 rpm
Weight	0.77 kg
Dimension	285.5 mm



Wireless

Model Number	DR102	Output Current (max.)	15 A
Input Voltage	AC 100V~240V	Output Power (max.)	600 W
Input Frequency	50-60 Hz	Weight	3.30 kg
Output Voltage	DC 40V	Dimension (LxWxH)	225.5 x 155 x 115 mm

COMMUNICATION PORT

- Rs232 (Scanner gun)
- 18P I/O (PLC)
- USB (Download / Read data, update software)
- Ethernet



PRECISION
TOOL

PRECISE FASTENING FROM THE FIRST SCREW... TO THE LAST

LIGHT-WEIGHT & ERGONOMIC DESIGN

Allows extended use periods and increases mobility


PRECISION SHUT-OFF CLUTCH



Adjustable High Precision Shut-Off Clutch



LED Indicator & Buzzer to Confirm Shut-Off OK / NG Joint Status.



Color Rings for Quick Identification of Torque Range



RV2048 - 20V BRUSHLESS PRECISION TOOL



Wireless

FEATURES

- Brushless Motor - Energy saving, higher efficient and longer life-span
- Auto shut-off when torque reaches the set value
- Low maintenance costs due to long service life
- Reduces life-cycle costs due to wear-free components
- Improved ergonomics, lightweight and reaction force with Li-ion compact battery for fatigue-free working
- Battery indicator

SPECIFICATION

Model Number	RV2048-WR12	RV2048-WR6	RV2048-WR2
Voltage	20 V		
Drive	1/4" Hex Shank		
Torque Range	3-12 Nm (2.2-8.9 ft-lbs)	1-6 Nm (0.7-4.4 ft-lbs)	0.5-2 Nm (0.37-1.5 ft-lbs)
Programmable Speed	700-1,000 rpm	700-1,000 rpm	700-1,000 rpm
Weight (w/o battery pack)	1.05 kg (2.31 lbs)		
Dimension (LxWxH)	212 mm x 78 mm x 256 mm (8.3" x 3.1" x 10.1")		



RV2048-WR6



RV2048-WR12



RV2048-WR2



ANGLE PRECISION TOOL

POWERFUL FASTENING SOLUTION IN NARROW SPACES


CONSTANT & PRECISE TIGHTENING TORQUE

The torque can be precisely set over large range
and retrieved with repeat accuracy


PRECISION SHUT-OFF CLUTCH



All Metal Angle Head



Adjustable High Precision Shut-Off Clutch



LED Indicator & Buzzer to Confirm Shut-Off OK / NG Joint Status.

RV2047 - 20V BRUSHLESS ANGLE PRECISION TOOL



FEATURES

- Brushless Motor - Energy saving, higher efficient and longer life-span
- Auto shut-off when torque reaches the set value
- Battery indicator
- Low maintenance costs due to long service life
- Reduces life-cycle costs due to wear-free components
- Improved ergonomics, lightweight and reaction force with Li-ion compact battery for fatigue-free working

SPECIFICATION

Model Number	RV2047-3-WR12	RV2047-D-WR12	RV2047-2-WR12
Voltage	20V		
Drive	3/8" Square	1/4 Hex Shank	1/4" Square
Torque Range (Nm)	3-12 Nm (2.2-8.8 ft-lbs)	3-12 Nm (2.2-8.8 ft-lbs)	3-12 Nm (2.2-8.8 ft-lbs)
Programmable Speed	840-1200 RPM	840-1200 RPM	840-1200 RPM
Weight (w/o battery pack)	1.60 kg (3.52 lbs)	1.60 kg (3.52 lbs)	1.60 kg (3.52 lbs)
Dimension (LxWxH)	115 mm x 78 mm x 493 mm	115 mm x 78 mm x 493 mm	115 mm x 78 mm x 493 mm

Model Number	RV2047-WR30	RV2047-WR45	RV2047-WR70	RV2047-WR90
Voltage	20V			
Drive	3/8" Square	3/8" Square	1/2" Square	1/2" Square
Torque Range (Nm)	8-30 Nm (5.9-22.13 ft-lbs)	18-45 Nm (13.3-33.2 ft-lbs)	20-70 Nm (14.75-51.63 ft-lbs)	40-90 Nm (29.5-66.4 ft-lbs)
Programmable Speed	210-300 RPM	210-300 RPM	160 RPM	100 RPM
Weight (w/o battery pack)	1.70 kg (3.74 lbs)	1.70 kg (3.74 lbs)	2.10 kg (4.62lbs)	2.10 kg (4.62lbs)
Dimension (LxWxH)	115 mm x 78 mm x 493 mm	115 mm x 78 mm x 493 mm	115 mm x 78 mm x 539 mm	115 mm x 78 mm x 539 mm

RV2017 / RV2027 / RV2037 - 20V TUBE NUT WRENCH



FEATURES

- Brushless Motor - Energy saving, higher efficient and longer life-span
- Auto shut-off when torque reaches the set value
- Low maintenance costs due to long service life
- Reduces life-cycle costs due to wear-free components
- Improved ergonomics, lightweight and reaction force with Li-ion compact battery for fatigue-free working
- Battery indicator



Wireless



RV2017 / RV2027 / RV2037 - 20V TUBE NUT WRENCH

SPECIFICATION

Standard Type	Hex Size (mm)	Torque Range	RPM	Length	Weight
RV2017-WR12 series	7,8,9,10,11,12,13,14,15,16	3-12 Nm	525-750	539 mm	2.65 kg
RV2017-WR20 series	17,18,19,20,21,22,23,11/16"	6-20 Nm	350-500	563 mm	2.79 kg
RV2017-WR27 series	24,26,27,29,30,32	8-27 Nm	262-375	587 mm	3.02 kg

Insert Type	Hex Size (mm)	Torque Range	RPM	Length	Weight
RV2027-WR12 series	7,8,9,10,11	3-12 Nm	525-750	539 mm	2.65 kg
RV2027-WR20 series	12,13,14,15,16	6-20 Nm	350-500	563 mm	2.79 kg
RV2027-WR27 series	17,18,19,20,21,22	8-27 Nm	262-375	587 mm	3.02 kg

Close Type	Hex Size (mm)	Torque Range	RPM	Length	Weight
RV2037-WR12 series	7,8,9,10,11,12,13,14,15,16	3-12 Nm	525-750	541 mm	2.67 kg
RV2037-WR20 series	17,18,19,20,21,22,23,11/16"	6-20 Nm	350-500	565 mm	2.81 kg
RV2037-WR27 series	24,26,27,29,30,32	8-27 Nm	262-375	589 mm	3.04 kg



RI20126 - 20V BRUSHLESS ETC IMPACT WRENCH



FEATURES

- 1/2" Square drive, 50-stage Pre-set Torque
- Electronic Torque Control & Auto shut-off
- LED & Buzzer indicator confirms joint status for OK (green) or NG (red)
- Display showing torque stage & error message
- Max. 375 Nm reverse torque
- P20 battery platform with LED battery level indicator

SPECIFICATION

Model Number	RI20126	RI20126R	RI20126A1	RI20126R1
Voltage	20 Vdc			
Drive	1/2" Square			
Max. Reverse Torque	375 Nm			
Max. Torque	250 Nm			
Torque Setting Range	30-180 Nm	30-180 Nm	10-100 Nm	10-100 Nm
Auto Shut-Off Stage	50 stage	50 stage	50 stage	50 stage
	Fwd.	Fwd. / Rev.	Fwd.	Fwd. / Rev.
Application	M10-M16	M10-M16	M8-M10	M8-M10
No Load Speed	0-2,600 RPM			
Impacts per Minute	0-3,000 IPM			
Weight (w/o battery pack)	1.25 kg (2.75 lbs)			



RI20126
RI20126R



RI20126A1
RI20126R1



RI2036 - 20V BRUSHLESS ETC JUMBO IMPACT WRENCH



FEATURES

- Patented Electronic Torque Clutch (ETC).
- Loosen tire lug nuts with 1,100 Nm reverse torque to conquer greasiness, rust, dirt & over-torque by air impact tools.
- Durable metal gearbox housing
- Battery indicator
- Built-in LED light

SPECIFICATION

Model Number	RI2036A1	RI2036A2	RI2036A3
Voltage	20 Vdc		
Drive	1/2" Square		
Max. Reverse Torque	1,100 Nm (810 ft-lbs)		
Max. Tightening Torque	800 Nm (590 ft-lbs) Non Shut-Off		
Torque Setting Range	80-480 Nm (60-355 ft-lbs) Auto Shut-Off	100-700 Nm (73-515 ft-lbs) Auto Shut-Off	60-600 Nm (44-443 ft-lbs) Auto Shut-Off
No Load Speed	0-2,200 RPM		
Impacts per Minute	0-2,000 IPM		
Weight (w/o battery pack)	2.60 kg (5.72 lbs)		



RI2036A1



RI2036A2

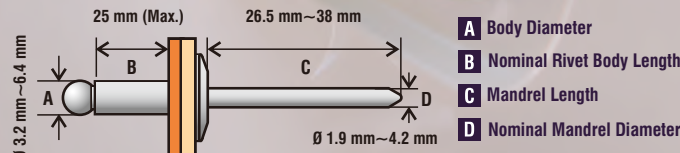


RI2036A3

RV20108 - 20V BRUSHLESS RIVETING TOOL




SIZE OF OPEN BLIND RIVET



FEATURES

- Good for up to 1/4" (6.4 mm) stainless steel rivets
- One-touch trigger & auto-reverse function
- Integrated mandrel collection container (patented)
- Holding mechanism for rivet
- Battery indicator

INTEGRATED MANDREL COLLECTION CONTAINER (PATENTED)



- A Collecting up to 600 rivet mandrels
- B Patented container integrated with holding and changing nozzle

SPECIFICATION

Model Number	RV20108
Voltage	20 Vdc
Blind Rivet Size	3.2 / 4.0 / 4.8 / 6.4 mm
Max. Setting Force	4,500 lbf (20,000 N)
Stroke	25 mm
Tool Weight	2.30 kg (5.06 lbs)
Dimension (LxWxH):	331 mm x 84 mm x 284 mm



20V BATTERY PACKS



PROTECTOR FOR BATTERY PACKS



DP014
Applicable Battery:
B2036LB / B2036LA

DP015
Applicable Battery:
B2036LB-2 / B2036LA-2

UNIVERSAL CHARGERS



- Active Voltage Control
- Battery Thermal Protection System
- Fast Charging Time

I/O RECEIVER



DR002
1 to 10 Communication
Compatible with PC & PLC



DR001
1 to 1 Communication
Compatible with PC & PLC

LI-ION BATTERY TECHNOLOGY



INTELLIGENT BATTERY MANAGEMENT SYSTEM

Built-in individual cell voltage detection circuit for charge control in battery pack.



HIGH-POWER EXTENDED LIFE BATTERY

Delivers high charger capacity with low internal impedance for maximum power delivery and exceptional run time.



LONGTIME STORAGE

No memory effect, low self discharge and always ready for use.



BATTERY INDICATOR

Provides visual charge level of battery power.